

KIT PART NUMBER 4727155

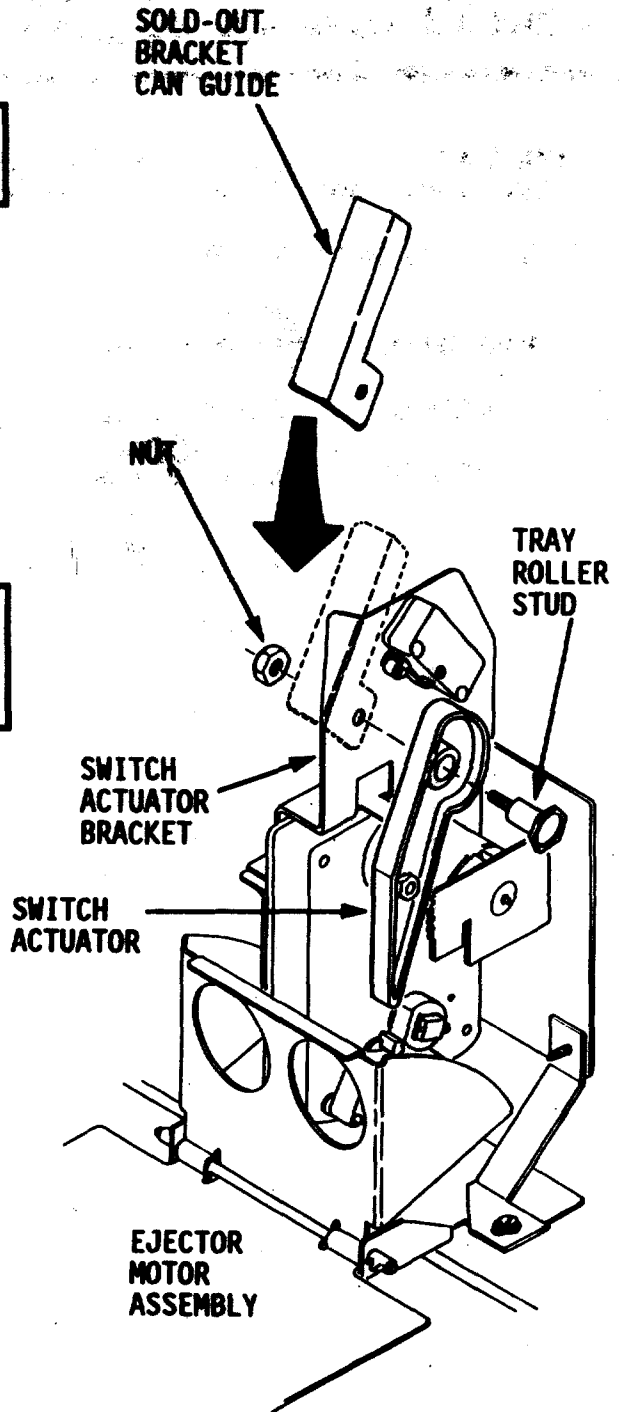
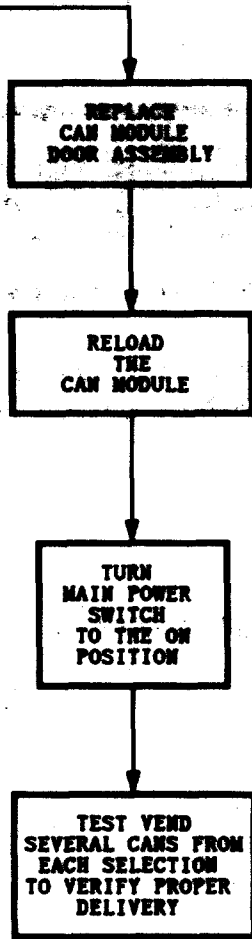
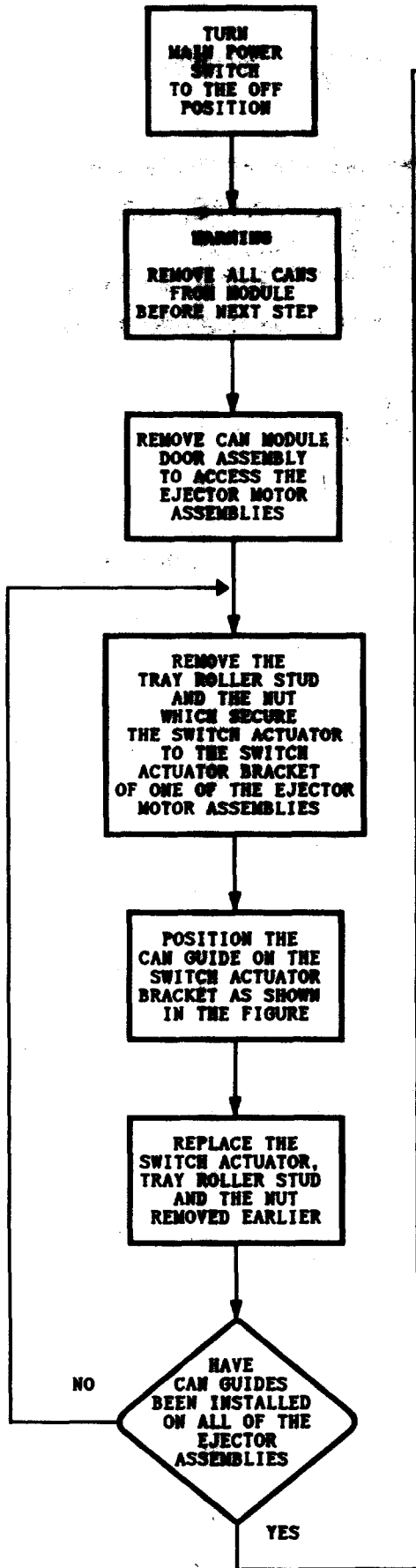
INSTALLING A CAN GUIDE ON THE SOLD-OUT SWITCH AND ACTUATOR BRACKET

**CHECK THE PARTS RECEIVED IN THE KIT WITH THE PARTS LIST
IN THESE INSTRUCTIONS. IF ANY PARTS ARE MISSING,
CONTACT NATIONAL VENDORS' PARTS DEPARTMENT IMMEDIATELY.**

Read these instructions carefully before installing the kit.
Retain these instructions for part numbers and for future reference.

This kit contains the following:

PART NUMBER	DESCRIPTION	QUANTITY
4727153	Can Guide - Sold Out Bracket	4
4727154	Instructions	1



KIT PART NUMBER 4727155

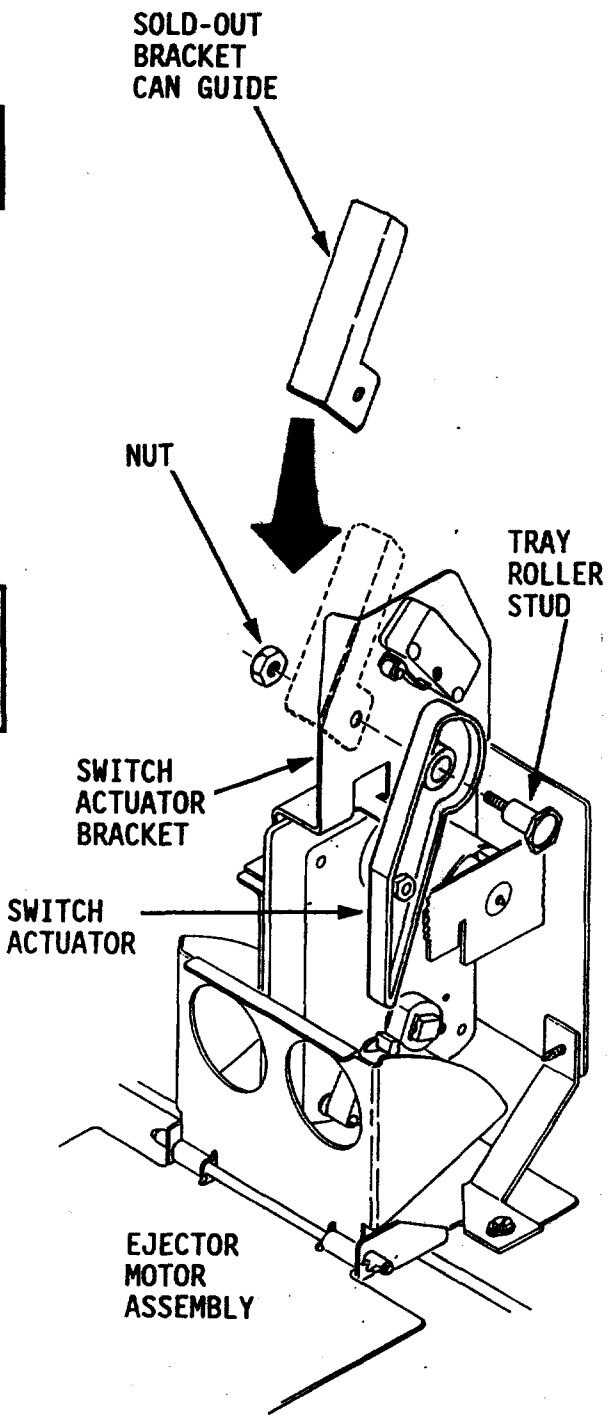
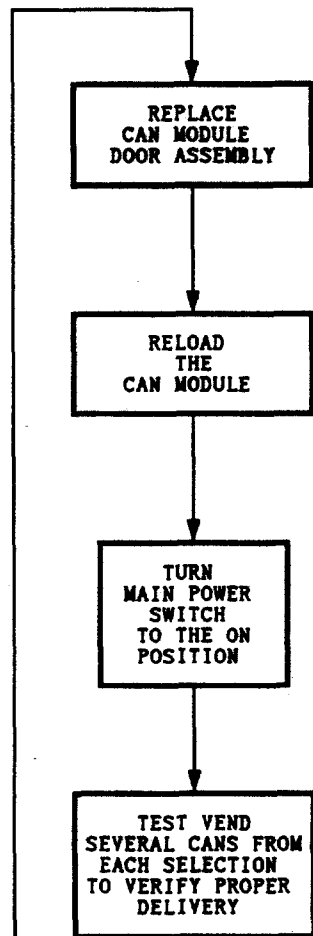
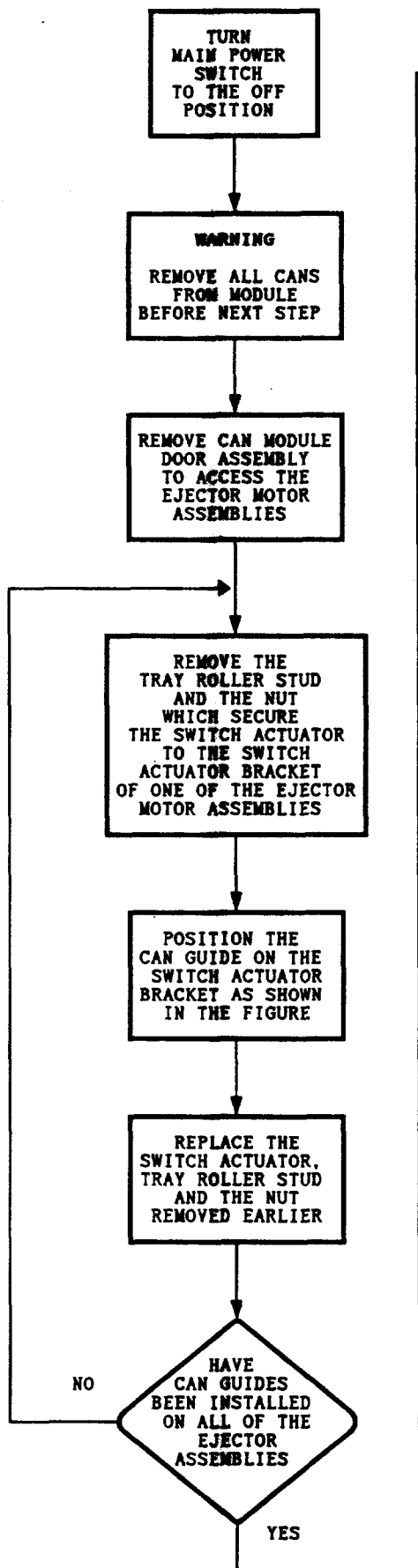
INSTALLING A CAN GUIDE ON THE SOLD-OUT SWITCH AND ACTUATOR BRACKET

**CHECK THE PARTS RECEIVED IN THE KIT WITH THE PARTS LIST
IN THESE INSTRUCTIONS. IF ANY PARTS ARE MISSING,
CONTACT NATIONAL VENDORS' PARTS DEPARTMENT IMMEDIATELY.**

Read these instructions carefully before installing the kit.
Retain these instructions for part numbers and for future reference.

This kit contains the following:

PART NUMBER	DESCRIPTION	QUANTITY
4727153	Can Guide - Sold Out Bracket	4
4727154	Instructions	1



KIT PART NUMBER 4727155

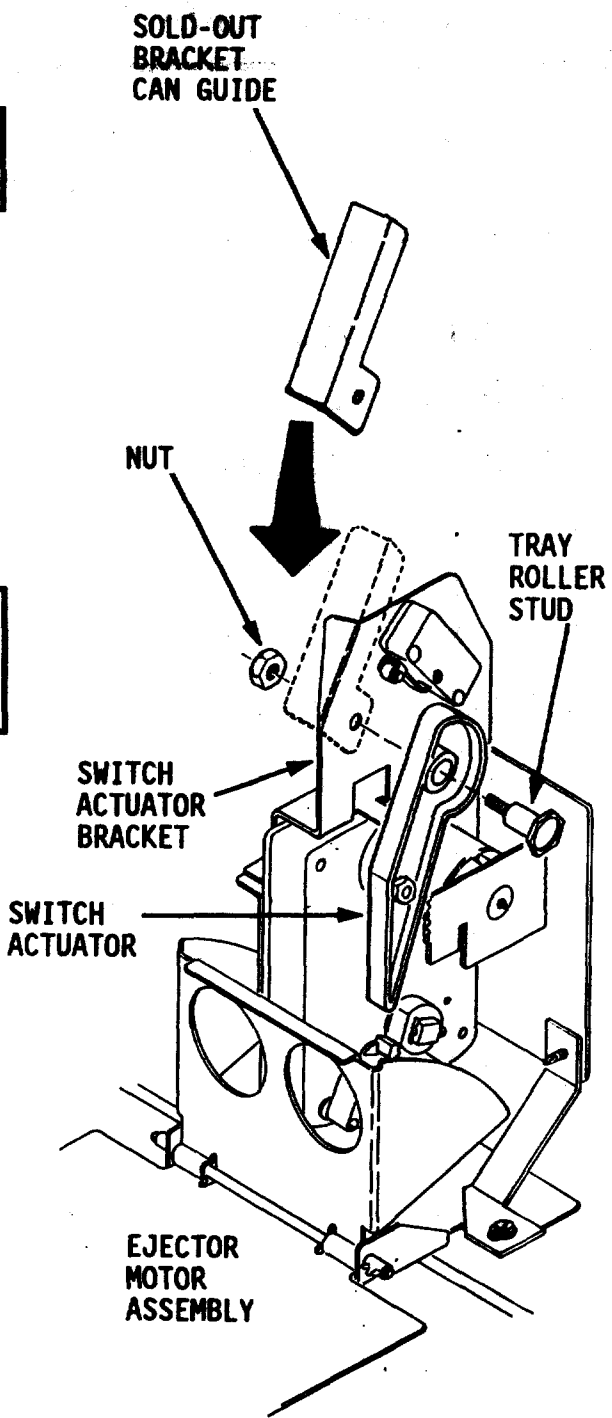
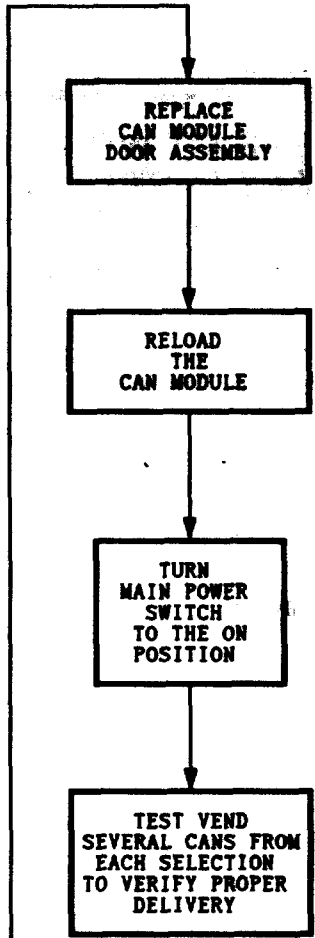
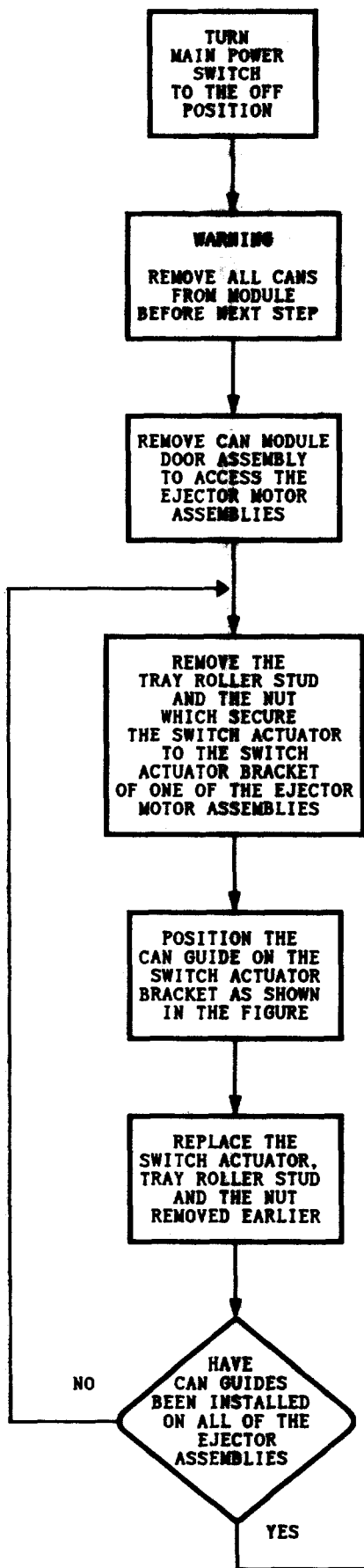
INSTALLING A CAN GUIDE ON THE SOLD-OUT SWITCH AND ACTUATOR BRACKET

**CHECK THE PARTS RECEIVED IN THE KIT WITH THE PARTS LIST
IN THESE INSTRUCTIONS. IF ANY PARTS ARE MISSING,
CONTACT NATIONAL VENDORS' PARTS DEPARTMENT IMMEDIATELY.**

Read these instructions carefully before installing the kit.
Retain these instructions for part numbers and for future reference.

This kit contains the following:

PART NUMBER	DESCRIPTION	QUANTITY
4727153	Can Guide - Sold Out Bracket	4
4727154	Instructions	1



KIT PART NUMBER 4727155

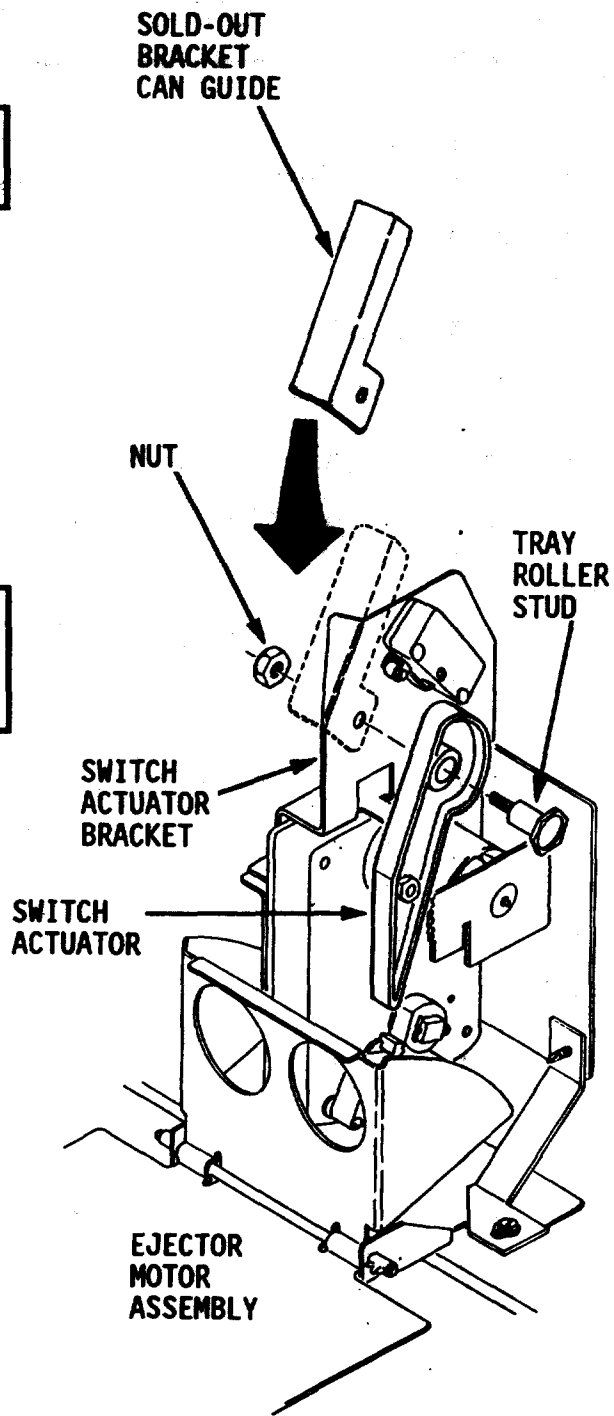
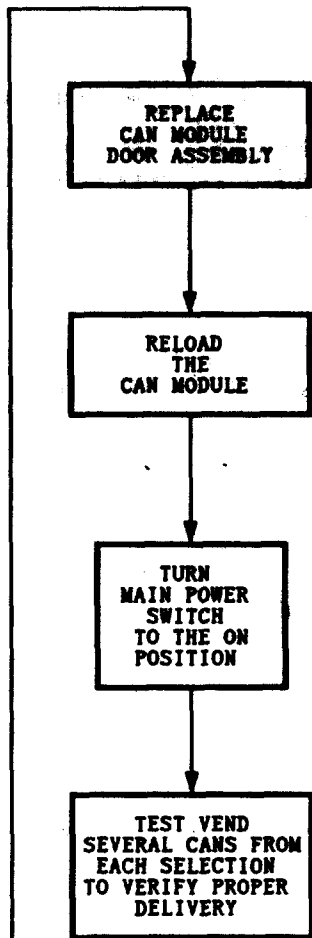
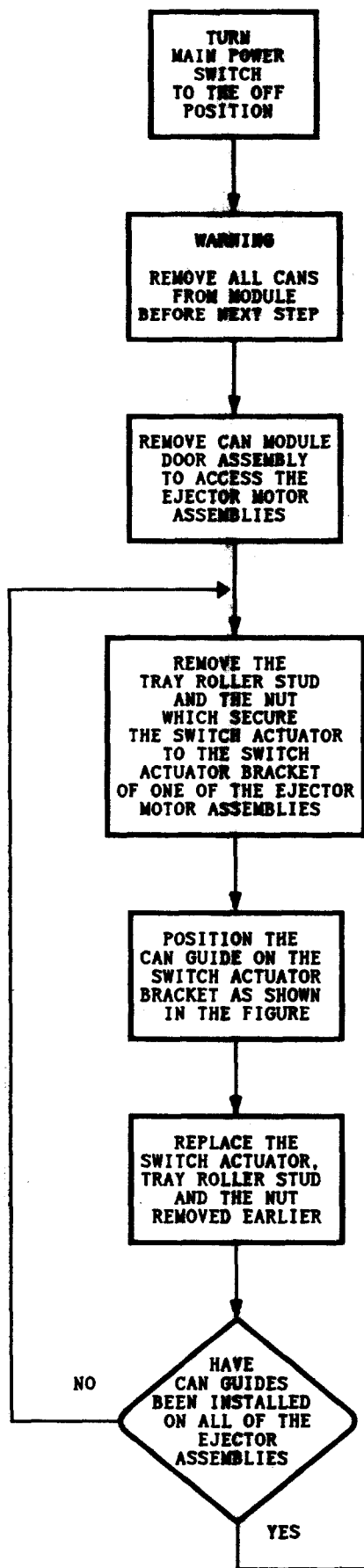
INSTALLING A CAN GUIDE ON THE SOLD-OUT SWITCH AND ACTUATOR BRACKET

**CHECK THE PARTS RECEIVED IN THE KIT WITH THE PARTS LIST
IN THESE INSTRUCTIONS. IF ANY PARTS ARE MISSING,
CONTACT NATIONAL VENDORS' PARTS DEPARTMENT IMMEDIATELY.**

Read these instructions carefully before installing the kit.
Retain these instructions for part numbers and for future reference.

This kit contains the following:

PART NUMBER	DESCRIPTION	QUANTITY
4727153	Can Guide - Sold Out Bracket	4
4727154	Instructions	1



PURCH.	2	1	SUPPLIER		
CUMMINS	2		SERVICE	1	
INSPECT.	1	4	ENG'R'G	1	
KUESER	1	1	HOEPER	1	
GARVELS	1		REED	1	1
TECH. PUB	1	1	MATTHEWS	1	1

ENGINEERING CHANGE ORDER

DATE 1-15-90 E.C.O. No 472-175

MODEL

AFFECTED SERIES 472-AND-473

ORF, WILSON, HART, COOPER 1-ECO

NO.	PART OR ASSEMBLY NAME	NO. REQ.	OLD DRAWING NO.	NO. REQ.	NEW DRAWING NO.	TOOLING EST.	PART COST CHANGE EST.	REWORK COST EST.	SCRAP COST EST.	B/M REF.	CHG. APPL.	DISPOSITION OF PARTS		
												NO. ON HAND	ISSUES	NO. ORDER
1	CAN GUIDE-SOLD OUT BRACKET *	-	NEW PART	4	4727153 REV. A 1-10-90	-	-	-	-	-	L	-	-	-
2	INSTRUCTIONS-INSTALLATION SOLD OUT BRKT. CAN GUIDE KIT PC7-P	-	NEW KIT INSTRUCTIONS	1 SER	4727154 REV. A NO DWG.	-	-	-	-	-	L	-	-	-
3	KIT-SOLD OUT BRKT. CAN GUIDE KIT MAP-P	-	NEW SERVICE KIT	1 SER	4727155 REV. A 1-10-90	-	-	-	-	-	L	-	-	-
4	EJECTOR ASSY. MA7-7	8	4727127	4	DELETION	-	-	-	-	-	L	L	L	-
5	EJECTOR ASSY. MA7-7	-	NEW ASSEMBLY NUMBER	4	4727156 REV. A NO DWG.	-	-	-	-	-	L	L	-	-
6	DOOR ASSY.-CAN MODULE MA7-7	1	4727100 REV. E NO DWG.	1	4727100 REV. F NO DWG.	-	-	-	-	-	L	-	-	-

REMARKS AND REASON FOR CHANGE:

*PART WILL BE FABRICATED IN THE MODEL SHOP.

SOLD OUT BRACKET CAN GUIDE ESTABLISHED TO PREVENT DAMAGE TO CANS WHEN COLUMN IS FULL.

NEW EJECTOR ASSEMBLY IS TO BE POSITIONED IN THE LOWER FOUR POSITIONS.

KIT WILL BE AVAILABLE UPON COMPLETION OF THE KIT INSTRUCTIONS, APPROXIMATELY 1-19-90, PER ROBERT THOMSON.

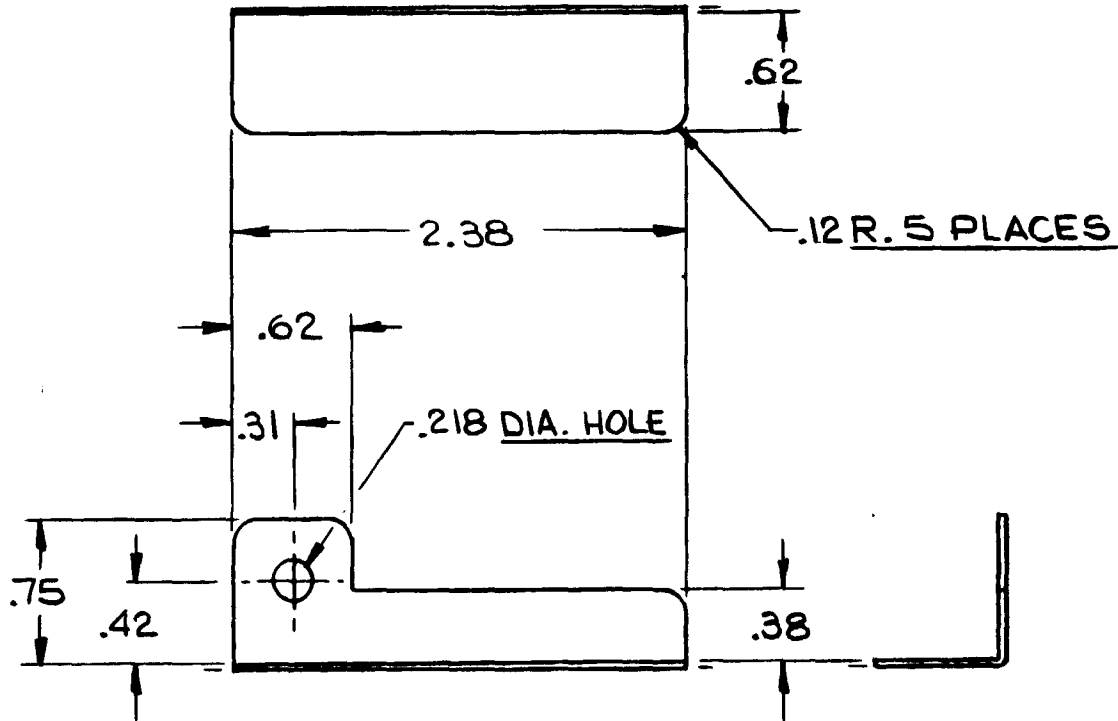
LEO CUMMINS TO REPORT THE ACTUAL STARTING DATE AND SERIAL NUMBER FOR THIS CHANGE.

REQUESTED BY SERVICE DEPT.	WRITTEN BY MILSTER	CHECKED BY MILSTER	EL. C.H.	U. L. REFR.	ENGINEER ALBERS	APPROVALS <i>Ken Albers</i> <i>A. Otto</i>	EFFECTIVE WITH: 1-16-90 (KEN ALBERS & LEO CUMMINS)
STOP WORK ORDER ISSUED? NO.		CHANGE REPORT REQUIRED?		DISPOSITION OF PARTS A-IMMEDIATELY B-RUSH-AS SOON AS POSSIBLE C-WHEN NEW PARTS ARE AVAILABLE D-WITH NEXT RUN OF PARTS E-USE AS IS F-REWORK TO NEW DWNG. G-SCRAP H-USE AS SERVICE PARTS			MAKE TO REVISED DWNG I-SEE REMARKS
SHEET 1 OF 1							

PART NO. 4727153		PART NAME CAN GUIDE-SOLD OUT BRACKET		DATE 10-26-89	REVISION				
MATERIAL SEE NOTE		FINISH _____		Drawn by <i>Albers</i>	LTR A	DESCRIPTION <i>ECO No. 472-175</i>	ECO NO. -	DATE 1-10-90	Approved by SRP
NATIONAL VENDORS® A DIVISION OF CRANE CO. ST. LOUIS, MO. 63115		UNLESS OTHERWISE SPECIFIED DIMENSIONS ARE IN INCHES		TOLERANCES • 2 PLACE DECIMAL ± .02 • 3 PLACE DECIMAL ± .006 UNLESS OTHERWISE SPECIFIED • ANGLES ± 1/2° EXCEPT FORMED ANGLES ± 1° • CONCENTRICITY T.I.R. .010	SCALE FULL	Checked by SRP			

MATERIAL NOTE:

22 GA. (.0336 ± .004)
HOT DIPPED GALVANIZED
C.R. STEEL, C.Q.



SERVICE

DWG. NO. 4727155

PART NO. 4727155		PART NAME KIT-SOLD OUT BRKT. CAN GUIDE		DATE 1-10-90	REVISION				
MATERIAL SEE BELOW			FINISH ----	Drawn by DM	LTR A	DESCRIPTION ECO NO. 472-175	ECO NO -	DATE 1-10-90	Approved by SPJ
NATIONAL VENDORS® A DIVISION OF CRANE CO. ST. LOUIS, MO. 63115		UNLESS OTHER- WISE SPECIFIED DIMENSIONS ARE IN INCHES	TOLERANCES • 2 PLACE DECIMAL ± .02 UNLESS • 3 PLACE DECIMAL ± .005 OTHERWISE • ANGLES ± 1/2° EXCEPT SPECIFIED • FORMED ANGLES ± 1° CONCENTRICITY T.I.R. .010	SCALE	Checked by				
					Approved by				

THIS KIT CONSISTS OF THE FOLLOWING:

<u>QUANTITY</u>	<u>PART NO.</u>	<u>DESCRIPTION</u>
4	4727153	CAN GUIDE-SOLD OUT BRACKET
1	4727154	INSTRUCTIONS- INSTALLATION -SOLD OUT BRKT. CAN GUIDE KIT

ALL SUITABLY PACKAGED PER ORDER

BRUNING 71785

SERVICE

DWG. NO.

Srl. REV.

PART NO. 4727153		PART NAME CAN GUIDE-SOLD OUT BRACKET		DATE 10-26-89	REVISION				
MATERIAL SEE NOTE		FINISH _____		Drawn by Albers	LTR A	DESCRIPTION ECO No. 472-175	ECO NO. —	DATE 1-10-90	Approved by
NATIONAL VENDORS® A DIVISION OF CRANE CO. ST. LOUIS, MO. 63115		UNLESS OTHERWISE SPECIFIED DIMENSIONS ARE IN INCHES		TOLERANCES • 2 PLACE DECIMAL ± .02 UNLESS • 3 PLACE DECIMAL ± .005 OTHERWISE • ANGLES ± 1/2° EXCEPT SPECIFIED • FORMED ANGLES ± 1° CONCENTRICITY T.I.R. .010	SCALE FULL	Checked by	Approved by SRP		

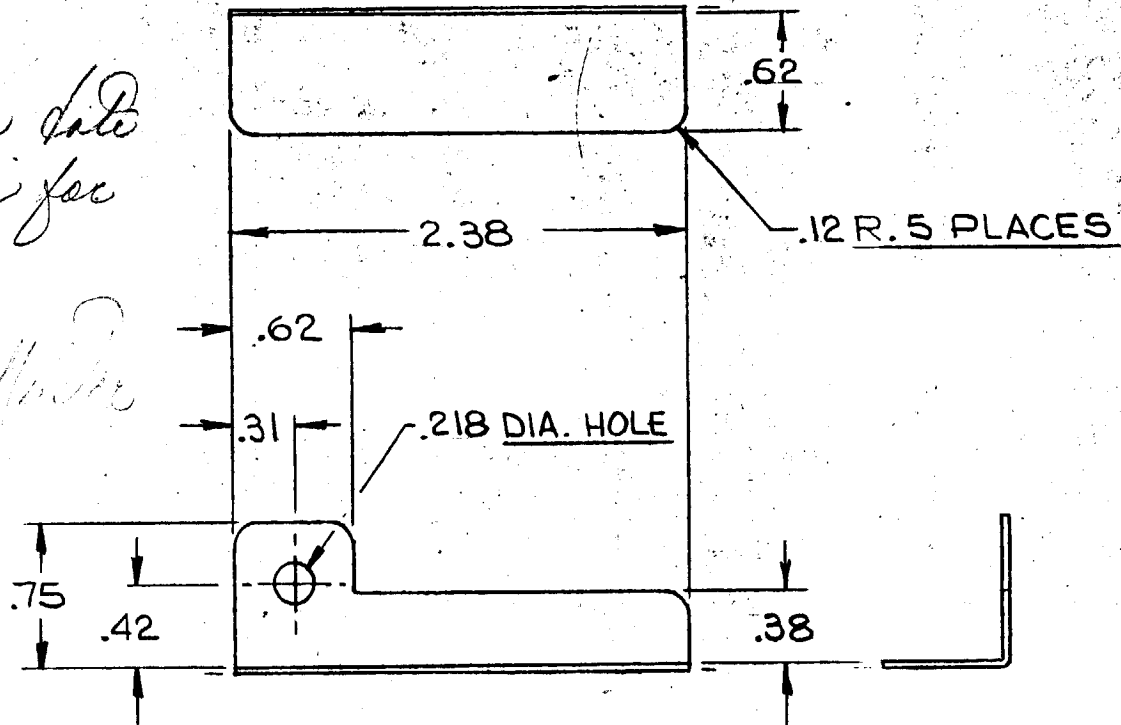
MATERIAL NOTE:

22 GA. (.0336 ± .004)
HOT DIPPED GALVANIZED
C.R. STEEL, C.Q.

Robert,
Need completion date
for kit instructions for
this service item.

See Ken Albers
for details!

Ken Albers
1-19-90



BRUNING 71785

T9000977

*1-SEPIA

ENGINEERING CHANGE ORDER

DATE 1/10/90 E.C.O. No 472-175

PURCH.	2	1	SUPPLIER	C.O.P.	C.O.P.
KUESER	1	1	SERVICE	1	2
INSPECT.	1	4	ENG'R'G	1	
CUMMINS	2		HOEPER	1	
GARVELS	1		REED	1	1
TECH. PUB.	1	1	MATTHEWS	1	1

MODEL
AFFECTED SERIES 472 & 473

~~ALBRECHT-ELEC-EGOS~~

ORF. WILSON, HART, ~~MILSTER~~, COOPER 1-ECO PARSONS ~~REED~~ EGOS

~~M. SCHUMACHER NV/GMBH-EGOS ABT1-1*~~

NO.	PART OR ASSEMBLY NAME	NO. REQ.	OLD DRAWING NO.	NO. REQ.	NEW DRAWING NO.	TOOLING EST.	PART COST CHANGE EST.	REWORK COST EST.	SCRAP COST EST.	B/M REF.	CHG. APPL.	DISPOSITION OF PARTS					
												ON HAND	IN PROCESS	ON ORDER			
1	CAN GUIDE - SOLD OUT BRACKET *	-	New SERVICE ITEM	4 SER.	4727153 REV. A 1-10-90												
2	INSTRUCTIONS - INSTALLATION - SOLD OUT BRKT. CAN GUIDE KIT PCT-P	-	New KIT INSTRUCTIONS	1 SER.	4727154 REV. A No Drawing												
3	KIT - SOLD OUT BRKT. CAN GUIDE KIT MAP-P	-	NEW SERVICE KIT	1 SER.	4727155 REV. A 1-10-90												
4																	
5																	
6																	

REMARKS AND REASON FOR CHANGE: * PART WILL BE FABRICATED IN THE MODEL SHOP UNTIL QUANTITIES AVAILABLE FROM ANOTHER SOURCE

SOLD OUT BRACKET CAN GUIDE KIT ESTABLISHED PER REQUEST OF THE SERVICE DEPARTMENT.

KIT WILL BE AVAILABLE UPON COMPLETION OF THE KIT INSTRUCTIONS, APPROXIMATELY 1/10/90.

REQUESTED BY <i>SERVICE DEPT. ENGINEERING</i>	WRITTEN BY <i>MILSTER</i>	CHECKED BY <i>MILSTER</i>	EL. C.H.	U. L. REFR.	ENGINEER ↓	APPROVALS	EFFECTIVE DATE:
STOP WORK ORDER ISSUED? NO.		CHANGE REPORT REQUIRED?					
CHANGE APPLICATION				DISPOSITION OF PARTS			
A - IMMEDIATELY		C - WHEN NEW PARTS ARE AVAILABLE		E - USE AS IS		G - SCRAP	
B - RUSH-AS SOON AS POSSIBLE		D - WITH NEXT RUN OF PARTS		F - REWORK TO NEW DWNG.		H - USE AS SERVICE PARTS	
						J - MAKE TO REVISED DWNG	
						L - SEE REMARKS	
SHEET / OF /							

SEPNCL

PART NO. 412 7155		PART NAME KIT-SOLD OUT BRKT. CAN GUIDE			DATE 1-10-90	-TOLERANCES- UNLESS OTHERWISE SPECIFIED FRACTIONAL ± 1/4 DECIMAL ± .005 ANGLES ± 1/2° CONCENTRICITY I.R. .010 DIMENSIONS IN INCHES UNLESS OTHERWISE SPECIFIED DO NOT SCALE	DATE A	REVISION	CHECKED BY
NO. REQ'D. PER MACHINE	MATERIAL SEE BELOW		FINISH						
NATIONAL VENDORS® A DIVISION OF UMC INDUSTRIES, INC.		5055 NATURAL BRIDGE AVE. ST. LOUIS, MO. 63115	DRAWN BY DM	DESIGN CHECKED BY DM	DRAWING CHECKED BY	SCALE			

THIS KIT CONSISTS OF THE FOLLOWING:

QTY.	ASSEM.

<u>QUANTITY</u>	<u>PART NO.</u>	<u>DESCRIPTION</u>
11	412 7153	OPN END - SOLD OUT BRACKET
1	412 7154	INSTALLATION - SOLD OUT BRKT. CAN GUIDE KIT

one drawing

ALL SUITABLY PACKAGED PER ORDER.

PART NO.	PART NAME CAN GUIDE SOLD OUT BRACKET	DATE 10-26-89
MATERIAL SEE NOTE	FINISH _____	Drawn by <i>Albers</i>
NATIONAL VENDORS® A DIVISION OF CRANE CO. ST. LOUIS, MO. 63115	UNLESS OTHERWISE SPECIFIED DIMENSIONS ARE IN INCHES	Checked by
		Approved by
TOLERANCES	SCALE FULL	
<ul style="list-style-type: none"> • 2 PLACE DECIMAL ± .02 • 3 PLACE DECIMAL ± .005 • ANGLES ± 1/2° EXCEPT • FORMED ANGLES ± 1° • CONCENTRICITY T.I.R. .010 		

REVISION				
LTR	DESCRIPTION	ECO NO	DATE	Approved by

MATERIAL NOTE:
22 GA. (.0336 ± .004)
HOT DIPPED GALVANIZED
C.R. STEEL, C.Q.

ROBERT,
NEED KIT
AND INSTRUCTIONS,
SAM

